


EquaGel Cushions

WHAT IS EQUAGEL AND HOW DOES IT WORK?

EquaGel is a dry-polymer gel, almost rubbery to the touch. It has unbelievable tensile and compression strength and incredible durability; but these are not what make EquaGel special. Its most amazing feature is the column buckling.

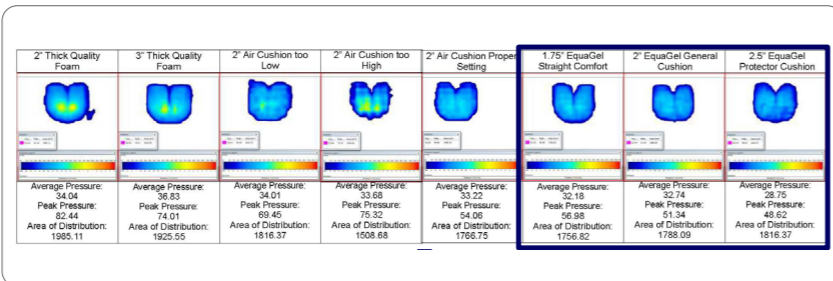
FUNCTIONAL ADVANTAGES

- Column buckling technology creates immersion into the cushion
- Temperature-neutral properties with open cell design, creates air-flow to ensure cushions are 12-15 degrees cooler than air/foam type cushions
- No valve, no pump, no air cells simplifies use for the patient
- Covers have a carry handle, Velcro positioning tab and rear zip
- EquaGel absorbs vibration
- EquaGel does not bottom-out onto the under surface.



PRESSURE MAPPING TESTING

A side-by-side comparison of the average pressure mapping readings of the same user demonstrates a pattern of excellence in EquaGel cushions. Even comparing non-adjustable EquaGel cushions to a premium brand adjustable air cushion, properly adjusted, demonstrates superior performance: as much as 12.4% lower average pressure, 14.3% lower peak pressure, and up to 5.3% greater weight distribution area.



WHAT IS COLUMN BUCKLING?

Simply put, column buckling refers to the way EquaGel behaves under weight. Each wall of gel is capable of supporting only a light load.

When that threshold is exceeded, the wall of gel buckles into the hollow area between walls and passes the weight to the surrounding walls for support. This "buckling and weight-passing" happens instantly and repeatedly until the maximum

surface area of pressing weight is evenly supported by largely equalized pressure.

The peak pressure points of the ischial tuberosities and the coccyx/sacrum buckle into the EquaGel feeling almost as if they are free floating within the cushion while the thighs and buttock of the user are supported. Each cushion also utilizes a two-stage buckling approach. The top of the cushion as a small grid of gel that is extra sensitive of


pressure needs, it is the comfort layer. This top layer buckles easily and allows the parts of a user that need support to sink into the lower layer, the support layer, while holding the rest of the user up in good posture.

Some of the cushions also feature a pelvic contour. This gentle contouring mimics the natural sitting shape and further distributes pressure away from sensitive areas.

EQUAGEL GENERAL CUSHION

Moderate Pressure Therapy

- 100% EquaGel for pressure prevention.
- 2" tall EquaGel in two stages.
 - The top layer is thin wall gel and a tight grid for a comfort layer.
 - The bottom layer is thicker wall gel and a wide grid for deep posture support.
- The pelvic area of the cushion is contoured to more evenly distribute a user's weight than flat cushions, while retaining 1 ¼" of buckling gel under the pressure points.
- Comes with fluid resistant, vapour permeable, flame resistant cover.




Size	Code	Size	Code	Size	Code	Size	Code
16" x 16"	1810-1-1616-GN	18" x 16"	1810-1-1816-GN	20" x 16"	1810-1-2016-GN	22" x 16"	1810-1-2216-GN
16" x 18"	1810-1-1618-GN	18" x 18"	1810-1-1818-GN	20" x 18"	1810-1-2018-GN	22" x 18"	1810-1-2218-GN
16" x 20"	1810-1-1620-GN	18" x 20"	1810-1-1820-GN	20" x 20"	1810-1-2020-GN	22" x 20"	1810-1-2220-GN

EQUAGEL PROTECTOR CUSHION

Advanced Pressure Therapy

- 100% EquaGel for Grade 1-2 pressure injury.
- 2 ½" tall EquaGel in two stages.
 - The top layer is thin wall gel and a tight grid for a comfort layer.
 - The bottom layer is thicker wall gel and a wide grid for deep posture support.
- Pelvic area of the cushion is contoured to more evenly distribute a user's weight than flat cushions, while retaining 1 ¾" of buckling gel under the pressure points.
- Comes with fluid resistant, vapour permeable, flame resistant cover.



Size	Code	Size	Code	Size	Code	Size	Code
16" x 16"	1810-2-1616-PT	18" x 16"	1810-2-1816-PT	20" x 16"	1810-2-2016-PT	22" x 16"	1810-2-2216-PT
16" x 18"	1810-2-1618-PT	18" x 18"	1810-2-1818-PT	20" x 18"	1810-2-2018-PT	22" x 18"	1810-2-2218-PT

EQUAGEL ADJUSTABLE PROTECTOR CUSHION

Customized Pressure Therapy

- 100% EquaGel for Grade 2+ pressure injury.
- 2 ½" tall EquaGel in two stages.
 - The top layer is thin wall gel and a tight grid for a comfort layer.
 - The bottom layer is thicker wall gel and a wide grid for deep posture support.
- The pelvic area of the cushion is contoured to more evenly distribute a user's weight than flat cushions, while retaining 1 ¾" of buckling gel under the pressure points.
- Comes with fluid resistant, vapour permeable, flame resistant cover
- Included are two different pelvic contour inserts that can increase the amount of therapeutic gel under the pelvis from 1 ¼" to 2", 2 ¼", or 2 ½" deep. The gel contour inserts are slipped into the fabric pocket inside the cover, beneath the gel.



Size	Code	Size	Code	Size	Code	Size	Code
16" x 16"	1810-3-1616-AP	18" x 16"	1810-3-1816-AP	20" x 16"	1810-3-2016-AP	22" x 16"	1810-3-2216-AP
16" x 18"	1810-3-1618-AP	18" x 18"	1810-3-1818-AP	20" x 18"	1810-3-2018-AP	22" x 18"	1810-3-2218-AP