



active
rehab

EN9000

The Alrick EN9 Floorline Bed is the first ever universal bed that suits low care, high care and bariatric care. This innovative three-in-one bed has a low height of 100mm and no towers! One bed, endless possibilities!



Optional Features - Added at time of manufacture

- Floorline Partner Bed Set Up
- CPR Backrest
- Electric Vascular Support
- 300kg SWL Handset (Single and King Single Only)
- Dual Locking Castors
- Bluetooth Handset
- Attendant Control
- Battery Back Up
- Under Bed Light
- USB Charging Ports
- Custom Powder Coat Colour
- Custom End Board Style and Colour
- Custom Length Sleeping Surface (2m+)


Stacked Endboard Styles & Colours





Laminate



Upholstered




Timber




Natural Oak
Laminate



Ocean
Upholstered




Ash
Upholstered



Burnt Walnut
Timber



Beech
Timber



Saddle
Timber

Accessories

- Mattresses
- Horizontal 400HR EN rails
- Padded Cotside Protectors
- EN9 Standezy Hook Handle
- Self Help Pole
- 200mm Bed Extension
- 200mm Foam Bolster
- Emergency Power Bed Unit
- IV Pole
- Combo Grab Handle
- EN T-Bar Buffer
- Reading Lamp

Specifications

Size	Single	King Single	Double	Queen Double	King Double
Overall Dimensions	920 x 2115 mm	1090 x 2115 mm	1390 x 2115 mm	1520 x 2115 mm	1820 x 2115 mm
Sleeping Surface	900 x 2000 mm	1070 x 2000 mm	1370 x 2000 mm	1500 x 2000 mm	1800 x 2000 mm
Hi-Lo Position	100 - 725 mm	100 - 725 mm	170 - 725 mm	170 - 725 mm	170 - 725 mm
TR/ATR Angle	15° - 15°	15° - 15°	15° - 15°	15° - 15°	15° - 15°
Back/Knee Angle	62° / 35°	62° / 35°	62° / 35°	62° / 35°	62° / 35°
SWL	200 kg	200 kg	250 kg	250 kg	250 kg