

# MOTION COMPOSITES APEX



## GO BEYOND ROUTINE!

Motion Composites believes in empowering wheelchair users. How? By giving them the fit, freedom and mobility that's rewriting the book on what's possible. We use the world's most advanced technologies to enhance people's lives with every single push. Every detail has been developed with you in mind. From the front frame impact guards with integrated pads for comfort, to the back rigidizer with reflectors for added safety.

The APEX. Our cutting-edge carbon fiber technology delivers an ultralight design of unrivaled strength and durability. With its superior fatigue resistance, extreme temperature tolerances and vibration dampening, carbon fiber is one of the strongest yet lightest materials on earth. The APEX redefines how the world thinks about wheelchairs. With a transport weight of just 9.8 lb (4.5 kg), the revolutionary design gives you the lightest, fully adjustable rigid chair in its class.

Once again, Motion Composites surpasses every expectation for performance, adjustability, weight and quality.



## Redefining the world's expectations about rigid chairs.

The APEX, an ultralight, fully adjustable rigid wheelchair represents a revolution in rigid chair design. Why? Because it's the best of all possible worlds. The best of the celebrated lightness, strength and performance you associate with carbon fiber. And, for the first time, the best fully adjustable fit you usually don't associate with carbon fiber.

## The lightest wheelchair in its class.

With a transport weight of just 9.8 lb (4.5 kg), the APEX obliterates every preconceived idea about rigid chairs. It's fully configurable to meet the needs of just about every client and performs like a carbon fiber purebred.

The APEX from Motion Composites. Welcome to a new era in rigid chair design and performance.



## Shed the weight. Up the performance.

The APEX cantilever design is constructed using the industry's most advanced materials. The APEX represents not just low frame weight, it's one of the lightest rigid adjustable chairs in the industry.

The performance of the Apex is unmistakable. The cantilever carbon fiber frame absorbs vibration and provides a smoother ride, no matter where your life takes you.

## Nimble and responsive.

The unique rear rigidizing bar on the APEX optimizes ride performance. By increasing rear-frame rigidity, we've achieved an open design concept that increases lateral stability. Result — flex where and when you want it, and no sacrifice in stability for gains in comfort and ease of transport.

## Sleek styling.

Inspired by modern design and aesthetics, the head-turning lines on the APEX prove once again that form should follow function. We invite you to linger on the APEX's gentle curves and bold styling. Every design detail delights the eye and excites the senses.

Head-turning design. Check out the design and construction details on the APEX. Or, examine its innovative components and accessories, such as the integrated impact guards. In a word...revolutionary!



## Bubble levels

Highly accurate and calibrated system for a quick and perfect adjustment



**BACK REST ADJUSTMENT**  
offers wide range of adjustments to fit any position.

**CARBON RIGIDIZER BAR WITH REFLECTORS**  
maintains strength and durability through the life of the chair.

**STANDARD CARBON FIBER REAR RIGIDIZER BAR**  
allows for optimal propulsion and frame stiffness.

**INTEGRATED IMPACT GUARD**  
with rubberized hand grip and lower extremity padding.

**FRONT BUMPER**  
provides style and protection.

**STANDARD CARBON FIBER CAMBER TUBE**  
adds carbon fiber strength and reduces overall weight.

**REAR AXLE PLATE**  
provides a multitude of adjustments while maximizing rigidity and responsiveness.



**High-tensile strength Carbon Fiber T700** - The lightest and most rigid material available, also renowned for its vibration dampening properties.



**Integrated Impact Guard with Top Grip** - Prevents daily-use scratches to the front of frame. Adds high friction grip for transfers. Protects vulnerable areas of lower extremities.



**Clamped rigidizing system** - Patented modular system enhances versatility and rear frame stiffness.



**Bubble levels** - Built-in highly accurate and calibrated gauges make caster adjustment quick and precise.



**Standard carbon fiber camber tube** - Provides a rigid ride without added weight.



**Laser etched markings** - Allow for quick and easy symmetrical adjustments.






**Newton Accessories** - Parts and accessories designed to be lighter with improved functionality and style.

### Adjusts to your life.

As people change and evolve, so should their wheelchairs. From simple adjustments in back angle, seat to floor height, to tunable rear wheel positions, the APEX is fully modular and adjustable. Its laser-etched markings allow you to more easily adjust key components and specify exact positioning.

### Colour your Apex



## SPECIFICATIONS

Frame	Rigid		
Material	T700 High-tensile strength Carbon Fiber		
Transport weight	9.8 lb (4.5 kg) (16*16, w/o rear wheels, wheel locks, Armrests, Cushion, Anti-tippers) Lightest configuration: 17.3 lb (7.9 kg) (w/ wheel locks and wheels)		
Weight Limit	265 lb (120 kg)		
Width	12" (30.5 cm) to 20" (50.8 cm)		
Depth	12" (30.5 cm) to 20" (50.8 cm)		
Front seat-to-floor height	(w/3" caster)	to (w/6" caster)	14" (35.6 cm) to 21" (53.3 cm)
Rear seat-to-floor height	(w/20" wheel)	to (w/26" wheel)	14" (35.6 cm) to 20" (50.8 cm)

